



上汽集团
SAIC MOTOR
爱上汽车 畅行天下

2018

2018 8 31





第一部分

2018年上半年国内汽车市场的主要特点

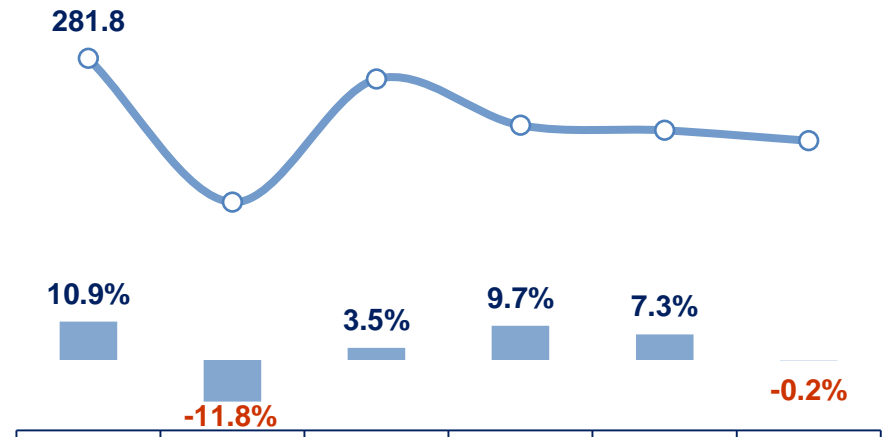
2018

2018



2018

2018 1-6



■			4		
■	1166.4	1399.9	233.4	0.5	
		3.5%		4.5%	
			3.7%		



2018

1



2018.4.17

•

--

--

--

&

2



2018.5.22


•



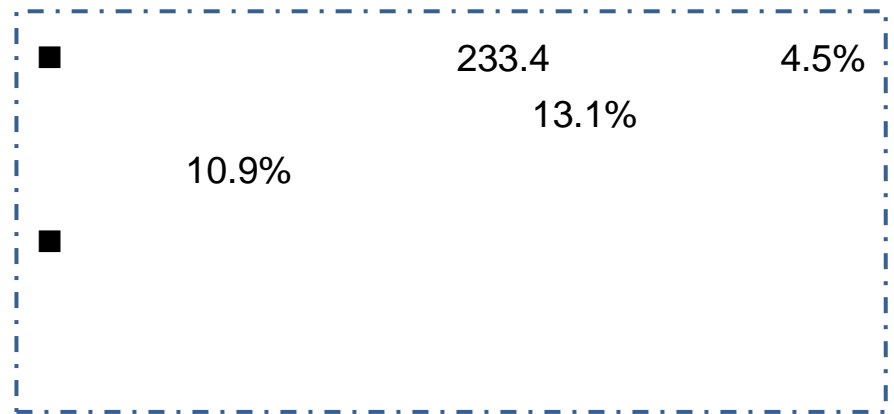
2

2018 1-6

	()	
	48.9% (+0.7)	4.9%
MPV	7.8% (-1.5)	-13.5%
SUV	43.1% (+0.9)	5.7%



■	1166.4	3.5%
■	0.7	B C
■ MPV	1.5	MPV
	20%	
■ SUV	0.9	SUV 15
	SUV	10
A0		SUV
	24.6%	

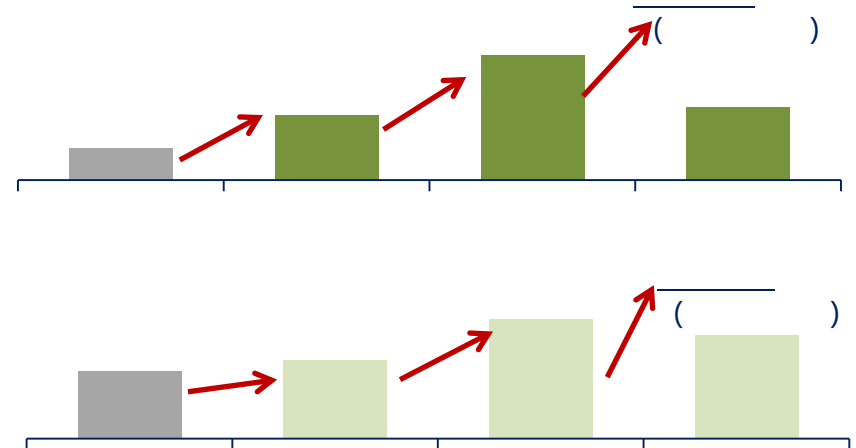
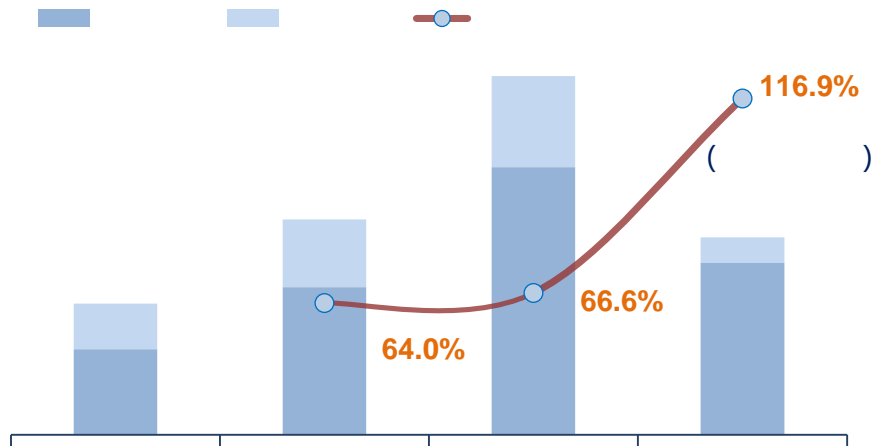




2018

3

4



■	40.8万	116.9%	35.5	121.7%
■	5.3	89.3%		
■	PHEV	207.4%	26.5%	



2018

第二部分

2018年上半年公司经营业绩和创新发展的

2018



2018

2018

	2018年1-6月	2017年1-6月	
()	352.0	317.5	10.9%
	35.9	23.4	53.7%
	102.0	97.0	5.2%
	95.8	86.7	10.4%
	105.2	101.3	3.8%
	6.7	4.9	36.6%
	1.2	0.6	103.4%
	3.5	2.0	75.5%
	457	501	-8.8%
	1.7	1.5	11.1%
-	13.0	6.4	104%

•	308	352	10.9%	44	6.3%	3
	40.8%	11.7%				
•	24.2%	1.2				
•		13	104%			



35.9

53.7%

40%

MARVEL X

93.9% MG6

4.4

232%

()

60%



MG6



Ei5



6.7

36.6%

C2B

T60

V80 G10

E100



T60




E100



- 102
5.2%
- 4.2%
- 10



NAVECO
南京依维柯



510



E100



M500



AD02



ERX5

EC300

K
K228

-
-
-
-
-
-
-

300

E

SIAPM CATL
上汽英飞凌

IGBT



MARVEL X



OTA

2.0



iECU



V2X





iBOX



3 1

3000





62
275



118
300
10.8



UBI

66
e
252



1700
9
95

Spruce
AI

环球车享汽车租赁有限公司
GLOBAL CAR SHARING & RENTAL CO., LTD.





1.2



Halol

103%

■ MG ZS

4

8000



SUV



i-Smart



CN210M







财务数据



2018

	2018 1-6	2017 1-6	%
	352.27	317.46	10.97
	4,648.52	3,964.06	17.27
	304.98	246.53	23.71
	267.53	219.34	21.97
	189.82	159.58	18.95
	172.62	156.76	10.12
	1.625	1.379	17.84
	1.477	1.354	9.08
	-330.48	146.23	-326.00
	-2.829	1.263	-323.96
%	8.13	7.59	0.54

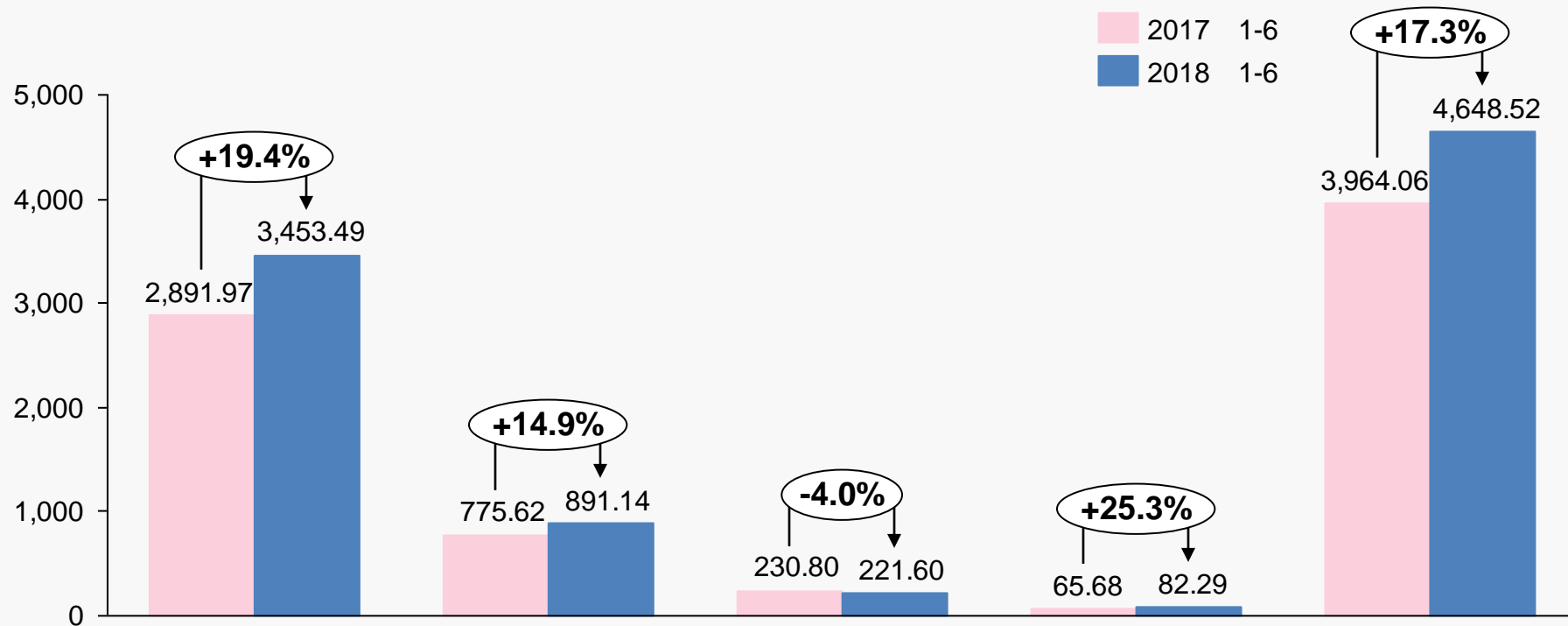


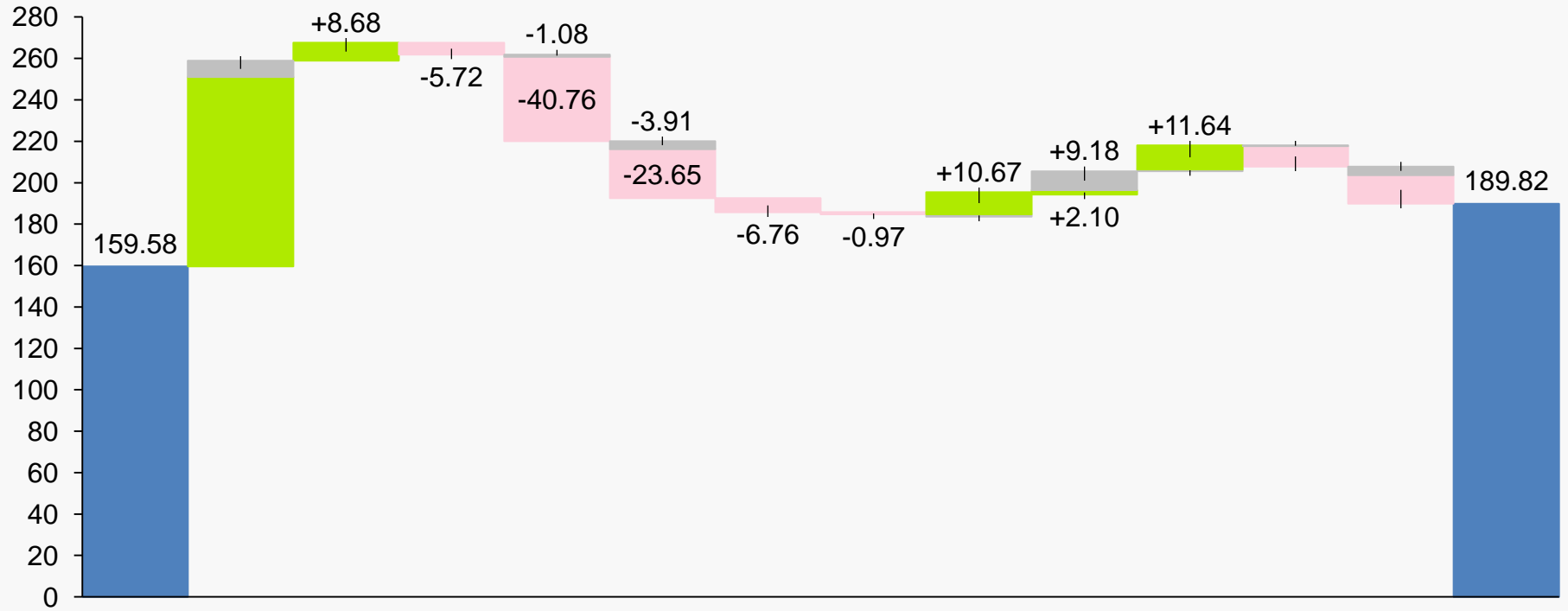
2018

			%
	7,361.69	7,235.33	1.75
	2,657.00	2,721.06	-2.35
	2,203.33	2,253.35	-2.22
	18.859	19.287	-2.22
%	63.91%	62.39%	1.52



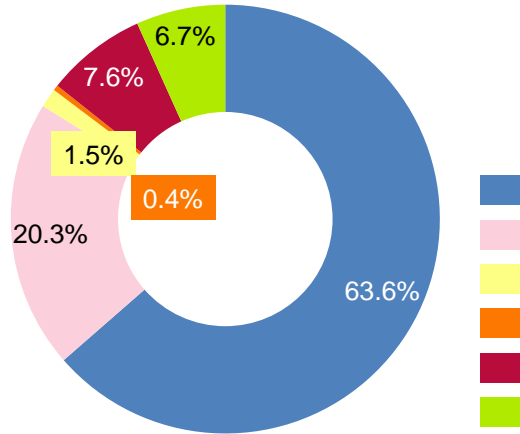




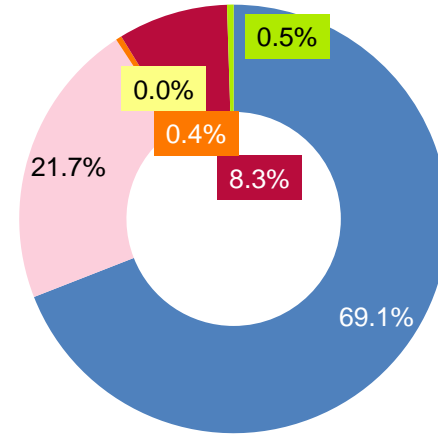




2018 1-6




2017 1-6



2018 1-6	
	146.41
--	108.63
--	34.61
--	2.48
--	0.69
	12.96
	11.50
	170.87

2017 1-6	
	136.89
--	103.65
--	32.56
--	0.01
--	0.67
	12.44
	0.74
	150.07

- 1.
- 2.





2018

2018

第三部分

2018年下半年市场展望与公司重点工作



2018

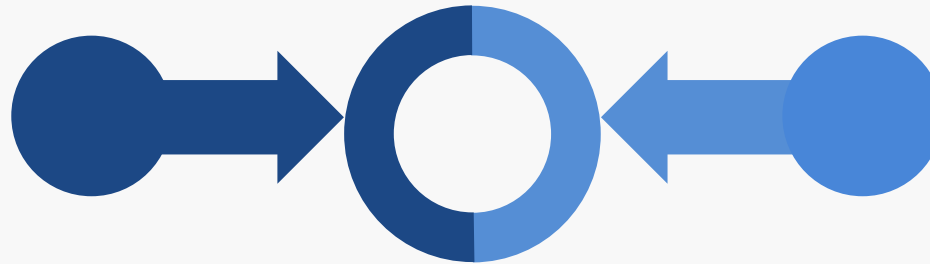
2018

2880~3020

2960

1.7%

- 2530 1.8% 1363 0.3%
- 430 1.1% 197 -2.7%




MPV

SUV



2018



2018	725.5	4.7%
12		
20	23.4%	

一个更加充满创新活力和科技魅力的 国际化“新上汽”





上汽集团
SAIC MOTOR
爱上汽车 畅行天下

2018

2018 8 31